

**कम खर्चा,
सालों साल चर्चा.**



TRACTOR EMULSION | TRACTOR AQUALOCK




TRACTOR UNO ACRYLIC DISTEMPER



POPULAR COLOUR COMBINATIONS




WHITES AND PASTELS



FINISH INDICATOR

REGULAR

SHYNE



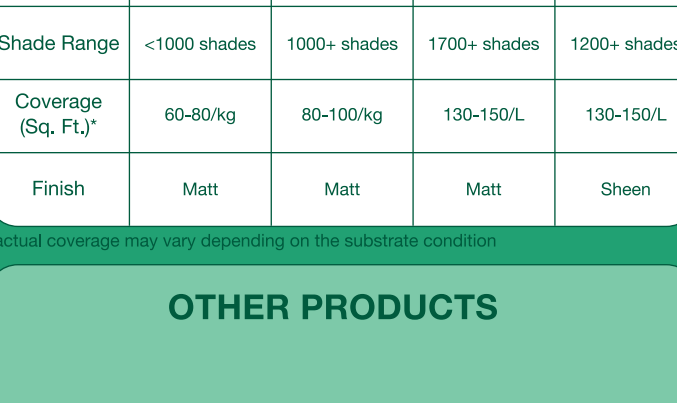
TRACTOR UNO ACRYLIC DISTEMPER DIRECT SHADES



ENAMELS



THE TRACTOR EMULSION RANGE



A smart upgrade from distemper, the range of Tractor Emulsions from Asian Paints gives your walls a smooth plastic paint finish with two sheen options, at a cost marginally higher than distemper.

- SUPERIOR WASHABILITY**
- WIDE RANGE OF SHADES**
- SMOOTH FINISH**
- SHEEN VARIANTS**

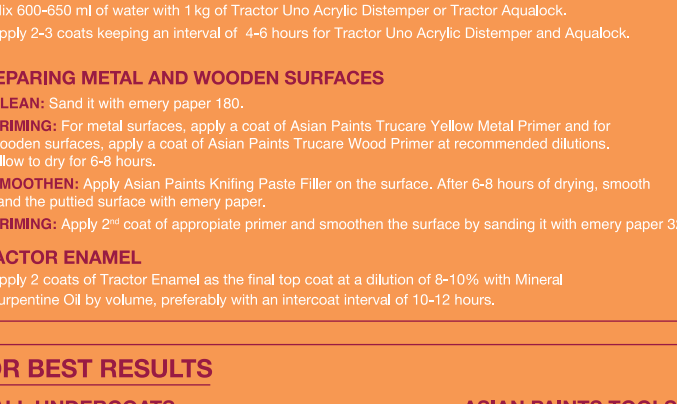
Starts at ₹195/-*



ROYALE PLAY WALL FASHION STENCILS.

Presenting the all new range of affordable stencils for your rooms from ASIAN PAINTS ROYALE PLAY WALL FASHION.

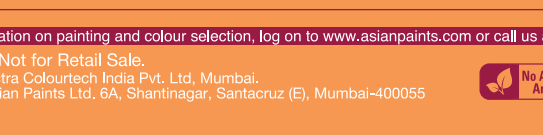
TRACTOR AQUALOCK



FEATURE	ORDINARY DISTEMPER	TRACTOR AQUALOCK	TRACTOR EMULSION	TRACTOR EMULSION SHYNE
Smoothness	★★	★★★★	★★★★★	★★★★★
Durability	1-2 years	2-3 years	3-4 years	3-4 years
Shade Range	<1000 shades	1000+ shades	1700+ shades	1200+ shades
Coverage (Sq. Ft.)*	60-80/kg	80-100/kg	130-150/L	130-150/L
Finish	Matt	Matt	Matt	Sheen

*actual coverage may vary depending on the substrate condition

OTHER PRODUCTS



A GUIDE TO MAKE YOUR HOME BEAUTIFUL.

GRIHAKALA

The Grihakala book offers a wide variety of colour combinations along with a range of new stencils to design the walls of your dream home.

Contact your nearest dealer for a free copy of Grihakala.

DIRECTIONS FOR USE

- PREPARING THE WALL SURFACE**
- CLEAN:** Use emery paper 180 to remove loose particles.
 - PRIMING:** Apply 1 coat of Asian Paints Trucare Interior Wall Primer (ST/WT). Allow to dry for 6-8 hours.
 - SMOOTHEN:** Fill dents with thin coats of Asian Paints Trucare Acrylic Wall Putty. Allow to dry for 4-6 hours.
 - PRIMING:** Apply another coat of Asian Paints Trucare Interior Wall Primer (ST/WT). Allow to dry for 6-8 hours.

- TRACTOR EMULSION**
- Mix 500-750 ml of water to 1 litre of Tractor Emulsion.
 - Apply 2-3 coats of Tractor Emulsion with 4-6 hours between each coat.

- TRACTOR UNO ACRYLIC DISTEMPER OR TRACTOR AQUALOCK**
- Mix 600-850 ml of water with 1 kg of Tractor Uno Acrylic Distemper or Tractor Aqualock.
 - Apply 2-3 coats keeping an interval of 4-6 hours for Tractor Uno Acrylic Distemper and Aqualock.

- PREPARING METAL AND WOODEN SURFACES**
- CLEAN:** Sand it with emery paper 180.
 - PRIMING:** For metal surfaces, apply a coat of Asian Paints Trucare Yellow Metal Primer and for wooden surfaces, apply a coat of Asian Paints Trucare Wood Primer at recommended dilutions. Allow to dry for 6-8 hours.
 - SMOOTHEN:** Apply Asian Paints Knifing Paste Filler on the surface. After 6-8 hours of drying, smooth sand the puttied surface with emery paper.
 - PRIMING:** Apply 2nd coat of appropriate primer and smoothen the surface by sanding it with emery paper 320.

- TRACTOR ENAMEL**
- Apply 2 coats of Tractor Enamel as the final top coat at a dilution of 8-10% with Mineral Turpentine Oil by volume, preferably with an intercoat interval of 10-12 hours.

FOR BEST RESULTS

For more information on painting and colour selection, log on to www.asianpaints.com or call us at 18002095678

Free Sample. Not for Retail Sale.
Printed by: Spectra Colourtech India Pvt. Ltd, Mumbai.
Marketed by: Asian Paints Ltd, 6A, Shantinagar, Santacruz (E), Mumbai-400055

