



 **asianpaints**

**APEX  
FLOOR GUARD** 

## PASTELS




White  
0908




Rain Drop  
L143




Ice Grey  
8259




Dusty Trail  
8506




Quarry Stone  
8658



Purple Pride  
7202




Forest Hike  
7625




Bonny Peach  
8610


## MIDTONES




Forest Canopy  
7608




Blue Charm  
7248




Sunbaked Clay  
8617




Jaipur Dreams  
8047




BrownStone  
4234




Plum Cake  
8200




Beige-N  
0302




Sandstone  
3211



Tropical Tan  
8455



Grey Tinge  
6215




Stone Path  
8255




Grey Fold  
0D92


## DARK SHADES




Vivid Green  
7717



Dark Drama  
7677




Mehendi-N  
2361




Cilantro  
7581




Parakeet Green  
0D95



Meadow Path  
7541



Twilight Zone  
7325




Imperial Blue  
7245




Armada  
0U29




Golden Yellow  
3300




Jolly Yellow  
3502




Mid Buff  
3176




Amber-N  
5103




Copper  
0587




Geranium  
0509




Old Brick  
8613




Indian Red  
0542




Terracotta-P  
0D94




Red Red  
X118




Ruddy Red  
0D97




Moody Maroon  
4181



Stone Creek  
8461



Maroon  
0565



Black  
0801

# APEX FLOOR GUARD

Apex Floor Guard is a water based cross linking acrylic emulsion which offers superior protection and beauty to cement and concrete based floors.

**USAGE AREAS:** Apex Floor Guard is suited for pavement, sloping entrances, verandahs, staircases and balcony areas.

## DIRECTIONS FOR USE

### APPLICATION TOOL:



Brush



Roller



Conventional  
spray

### SUBSTRATES :

- Cement blocks
- Cement tiles
- Concrete floors
- Stamped concrete floors

### SURFACE PREPARATION:

Ensure that the surface to be painted is free from any damp, loose paint, dust, wax or grease and other components. Remove all contaminants such as dirt, grease, oil, dust etc. with soap powder solution using a scrubbing brush. Apply TruCare Bioblock on algae or fungus affected area after cleaning.

Dry for minimum of 4-6 hours before painting. Moisture content in the surface should be less than 10%.

### FRESH PAINTING SURFACE (UNPAINTED):

For freshly made concrete surface, allow it to cure for at least 4 weeks before painting.

### REPAINTING SURFACE:

Check random areas for adhesion of existing paint film. If problems are observed, total removal of old paint is required. Sand smooth and glossy surfaces to improve adhesion.

### APPLICATION:

**FRESH PAINTING / REPAINTING:** Apply self-priming coat of Apex Floor Guard by diluting 1L of paint with 100-200ml of water and mixing it thoroughly. Allow it to dry for 3-4 hours. Apply 2nd coat of Apex Floor Guard by diluting 1 L of paint with 100-200ml of water.

Depending on the surface, if the need is felt, an additional coat of paint may be applied by diluting with 20% water by volume.

Allow light traffic after 24 hours of drying and heavy traffic after 72 hours of drying.

### MAINTENANCE TIPS:

For best performance, ensure proper washing and cleaning of the painted surface at regular intervals.

### PRECAUTION:

Do not apply the paint under conditions of frost, dew, rain, fog or adverse weather (below 5°C or above 50°C surface temperature).

Do not apply on flaky/powdery/bituminous/asphalt substrate.



Cilantro  
7581

Grey Tinge  
6215

White  
0908



Twilight Zone  
7325

White  
0908



Terracotta-P  
0D94

White  
0908



Moody Maroon  
4181

Geranium  
0509

 **asianpaints**

**APEX  
FLOOR GUARD**